

# Generalised Brown Clustering and Roll-Up Feature Generation

**Leon Derczynski**

University of Sheffield  
211 Portobello, Sheffield S1 4DP  
United Kingdom  
leon@dcs.shef.ac.uk

**Sean Chester**

NTNU Aarhus Universitet  
Sem Saelandsvei 9 Åbogade 34  
7491 Trondheim, Norway 8200 Aarhus N, Denmark  
sean.chester@idi.ntnu.no

## Abstract

Brown clustering is an established technique, used in hundreds of computational linguistics papers each year, to group word types that have similar distributional information. It is unsupervised and can be used to create powerful word representations for machine learning. Despite its improbable success relative to more complex methods, few have investigated whether Brown clustering has really been applied optimally.

In this paper, we present a subtle but profound generalisation of Brown clustering to improve the overall quality by decoupling the number of output classes from the computational *active set* size. Moreover, the generalisation permits a novel approach to feature selection from Brown clusters: We show that the standard approach of *shearing* the Brown clustering output tree at arbitrary bitlengths is lossy and that features should be chosen instead by rolling up Generalised Brown hierarchies. The generalisation and corresponding feature generation is more principled, challenging the way Brown clustering is currently understood and applied.

## 1 Introduction

For most statistical NLP tasks, performance is limited by the quality of the underlying representation (i.e., features) of words. Consequently, recent research has focused on improving word representations (Bengio et al. 2003; Baroni, Dinu, and Kruszewski 2014) and shown that a simple unsupervised technique, *Brown clustering*, produces excellent features that are competitive with far newer approaches (Bansal, Gimpel, and Livescu 2014; Qu et al. 2015). We posit that the features produced from Brown clustering can be significantly improved.

Brown clustering (Brown et al. 1992) learns word representations by clustering word types using *bigram mutual information* (Shannon 1956; van Rijsbergen 1977) as a greedy heuristic, and then constructing a binary hierarchy over the clusters (like Figure 1). Representation of a word is thus a single feature: an encoding of the ID of the leaf in which the word appears; additional features can be extracted by considering ancestor nodes at pre-specified depths. This representation yields strong performance in a wide range of NLP tasks, including semi- and unsupervised scenarios (Koo,

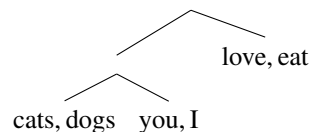


Figure 1: A hierarchical clustering of semantically similar terms. Leaves correspond to clusters of words, and leaves near common parents correspond to similar clusters.

Carreras, and Collins 2008; Blunsom and Cohn 2011), performing as well as or better than the recent embeddings (Qu et al. 2015; Šuster, van Noord, and Titov 2015).

We propose that better representations can be generated with a subtle generalisation of Brown clustering. Previous work on improving Brown clustering features is limited, focusing on hyperparameter and input representation tuning. By contrast, we propose abandoning the tree structure and instead defining features using mutual information.

We begin by introducing our *Generalised Brown* algorithm. The existing Brown clustering algorithm artificially constrains its greedy search space based on the pre-specified output size. Although computational resources are becoming faster and more parallel, coarse granularity Brown clustering cannot leverage modern computational resources to search a larger space of possible configurations. Conversely, exploring a larger search space fractures output clusters. Either case compromises solution quality. *Generalised Brown* decouples search space size from output size, freeing the algorithm to explore as many possible configurations as computationally feasible, thereby improving the quality of the set of output clusters. Furthermore, *Generalised Brown run once* generates thousands of potential features.

We then turn to feature generation. The traditional method—generating additional features based on ancestor nodes—yields varied granularities of clusters, but in an artificially balanced and data-agnostic manner. We introduce a method, based on *Generalised Brown*, that, rather than using tree structure to vary granularity, uses *mutual information*. This ensures that the quality and number of clusters can be explicitly controlled, and allows the choice of features to arise from the input corpus, rather than an arbitrary set of integers. We further show great potential for mining ideal

Cluster ID	Constituent word types
00111001	can cn cann caan cannn ckan shalll ccan caaan cannnn caaaan ii id ion iv ll iii ud wd uma ul idnt provoking hed 1+1 ididnt hast ine
00101111001	2+2 idw #thingsblackpeopledo iiiii #onlywhitepeople dost doan uon apt-get hoping wishing considering wishin contemplating dreading regretting
01111010111110	hopin hopeing considerin suspecting regreting wishn contemplating hopen

Table 1: Sample Brown clusters over English tweets.<sup>1</sup>

features from the Generalised Brown output.

These contributions may profoundly change the way Brown clustering is understood and employed. This already-powerful technique gains a strong overhaul as a result.

**Outline and contributions** Section 2 formally describes Brown clustering and related work. Sections 3-4 present and validate contributions, listed below. Section 5 concludes.

- We generalise the Brown clustering algorithm by introducing a new hyper-parametre, *active set*,  $a$ ; we completely decouple the well-known hyper-parametre, *number of classes*, from computation (Section 3).
- Based on Generalised Brown, we introduce a new method of feature selection that varies granularity based on *mutual information*, rather than hierarchical path length, improving down-stream NER performance (Section 4).
- We release a software toolkit for creating the generalised output and feature extraction we present.

## 2 The classic view of Brown clustering

We begin by re-presenting Brown clustering for both the familiar and unfamiliar reader, for two reasons. First, we favour a more formal definition of the algorithm than was presented originally (Brown et al. 1992) and in subsequent work. Second, our presentation of Brown clustering will better illuminate the changes in our generalisation thereof.

We present first the clustering algorithm and notation used throughout this paper (Section 2.1), then methods for extracting features from the algorithm’s output (Section 2.2).

### 2.1 The clustering method, formalised

Brown clustering (Brown et al. 1992) is a greedy, hierarchical, agglomerative hard clustering algorithm to partition a vocabulary into a set of clusters with minimal loss in *mutual information* (Shannon 1956; van Rijsbergen 1977). The target number of clusters is specified in advance and these output clusters are organised as leaves of a binary tree (as in

<sup>1</sup>[http://www.ark.cs.cmu.edu/TweetNLP/cluster\\_viewer.html](http://www.ark.cs.cmu.edu/TweetNLP/cluster_viewer.html)

Figure 1). The use of mutual information as a greedy heuristic produces clusters wherein member word types are found in similar contexts (i.e. have similar distributionality). Paths to clusters are given as bit strings, indicating branches from the root. Table 1 shows some example Brown clusters from a large corpus.

**Notation** We first introduce the following notation. Let  $S$  denote an input sequence and let  $V_S$  denote the unique symbols in sequence  $S$  (i.e., the *vocabulary*), sorted by descending frequency.<sup>2</sup> By  $V_S[k]$ , we denote the  $k$ ’th symbol in  $V_S$ . A *cluster*,  $C_i$ , is a subset of  $V_S$  and all clusters are disjoint (i.e.,  $C_i \cap C_j \neq \emptyset \implies i = j$ ). A *complete clustering* of the vocabulary is a set of clusters  $C = \{C_0, \dots, C_{|C|-1}\}$  that is complete (i.e.,  $\bigcup C_i = V_S$ ). Also, adjacent symbols (i.e., *bigrams*) in  $S$  are denoted  $\langle l, r \rangle$  and the relative frequency of  $\langle l, r \rangle$  in  $S$  is denoted  $p(\langle l, r \rangle)$ . Further, let  $p(\langle l, * \rangle) = \sum_{r \in V(S)} p(\langle l, r \rangle)$  and  $p(\langle *, r \rangle) = \sum_{l \in V(S)} p(\langle l, r \rangle)$ .

Analogously, we denote adjacent symbols from  $C_i$  and  $C_j$  by  $\langle C_i, C_j \rangle = \sum_{l \in C_i, r \in C_j} \langle l, r \rangle$ , and the relative frequency in  $S$  of  $\langle C_i, C_j \rangle$  as  $p(\langle C_i, C_j \rangle)$ . Finally, let  $p(\langle C_i, * \rangle) = \sum_{l \in C_i} p(\langle l, * \rangle)$  and  $p(\langle *, C_j \rangle) = \sum_{r \in C_j} p(\langle *, r \rangle)$ .

The *average mutual information* (AMI) of a set of clusters is defined in two parts (Definitions 1-2). AMI is high if frequent bigrams appear nearly as often as their two symbols independently appear:

**Definition 1** (Mutual information/MI). The *mutual information* of two classes,  $C_i, C_j \in C$ , denoted  $MI(C_i, C_j)$ , is<sup>3</sup>:

$$MI(C_i, C_j) = p(\langle C_i, C_j \rangle) \log_2 \frac{p(\langle C_i, C_j \rangle)}{p(\langle C_i, * \rangle) p(\langle *, C_j \rangle)}$$

**Definition 2** (Average mutual information/AMI). The *average mutual information* of  $C$ , denoted  $AMI(C)$ , is the sum of mutual information of all pairs of clusters in  $C$ :

$$AMI(C) = \sum_{C_i, C_j \in C} MI(C_i, C_j)$$

The Brown clustering algorithm repeatedly finds from a set of clusters a *top pair* (Definition 4) based on AMI and then conducts a *merge* (Definition 3) of the top pair.

**Definition 3** (Merge). A *merge* operation in  $C$ , denoted  $C_{i \leftarrow j}$  combines clusters  $C_i$  and  $C_j$ :

$$C_{i \leftarrow j} = (C \setminus \{C_i, C_j\}) \cup \{C_i \cup C_j\}$$

**Definition 4** (Top pair). A *top pair*, denoted  $\hat{\pi}(C)$ , is a pair of classes the merging of which least reduces AMI:

$$\hat{\pi}(C) = \arg \max_{C_i, C_j \in C, i \neq j} AMI(C) - AMI(C_{i \leftarrow j}).$$

**Algorithm description** Algorithm 1 describes Brown clustering in terms of the notation introduced above. Initially, the  $|C|$  most frequent symbols (e.g. word types) are assigned to unique clusters (Line 1). Then, the first phase iteratively adds the next most frequent symbol to a new cluster

<sup>2</sup>Ties may be broken e.g. orthographically or by first index in  $S$ .

<sup>3</sup>To simplify, we assume  $\forall l, r \in V_S, p(\langle l, * \rangle), p(\langle *, r \rangle) > 0$ .

---

**Algorithm 1** Brown clustering as proposed by Brown et al.

---

**Input:** Sequence  $S$  and target number of clusters,  $|C|$   
**Output:** Set of Brown clusters,  $C$ , organised in a tree

- 1:  $C := \{\{V_S[0]\}, \dots, \{V_S[|C| - 1]\}\}$
- 2: **for**  $k = 0 \dots |V_S| - 2$  **do**
- 3:   **if**  $|C| + k < |V_S|$  **then**
- 4:      $C := C \cup \{V_S[|C| + k]\}$
- 5:      $(C_i, C_j) := \hat{\pi}(C)$
- 6:      $C := C_{i \leftarrow j}$
- 7:   **else**
- 8:      $(C_i, C_j) := \hat{\pi}(C)$
- 9:      $C := C_{i \leftarrow j}$
- 10:    Create tree node for  $C_{i \leftarrow j}$  with children  $C_i$  and  $C_j$

---

(Line 4), determines the pairwise merge that decreases AMI the least (Line 5), and then merges those two clusters (Line 6). This *clustering phase* continues until the last symbol has been processed (Line 3). The phase ends exactly when  $C$  becomes a complete clustering of the vocabulary. AMI generally increases in this phase.

The *tree-building phase* continues the pattern of identifying (Line 8) and conducting (Line 9) merges, but without seeding new clusters. Rather, it constructs a binary hierarchy over the clusters (Line 10). This phase ends once the hierarchy is a single tree and all symbols are assigned to one cluster (the root). AMI decreases monotonically.

**Variations on the method** Brown clustering was introduced with a dynamic programming method to accelerate the expensive discovery of top pairs (Brown et al. 1992). Still, Brown clustering is often applied to data modified in order to reduce runtime. Liang (2005) cleans an input corpus, heuristically removing non-text lines from the input. The side effects are the removal of real data (false positives) and the creation of spurious bigrams because lines surrounding removed bigrams become conjoined. Another strategy is to remove low-frequency tokens, at the cost of distributional and word-type information; e.g., Owoputi et al. (2012) filter tokens that appear  $< 40$  times in the input.

Brown clustering has been extended to include trigrams as well as bigrams (Martin, Liermann, and Ney 1998). It is sometimes adapted to take into account transitions between things other than classes, although this is usually using a small active set (Chrupała 2012; Šuster and van Noord 2014). Finally Stratos et al. (2014) soften the computational impact by converging on Brown over time.

## 2.2 Feature generation

Once the tree is built, feature extraction is possible. Line 10 of Algorithm 1 builds a binary hierarchy in which each Brown cluster is a leaf. As with any binary tree, we can assign every leaf a unique binary encoding based on its path from the root: every left branch is indicated by a 0 and every right branch, by 1. Indeed, any node (not just leaves) can be assigned a unique encoding this way. There are two principal methods in NLP for generating features from the hierarchy of clusters, differing in how the encodings are used.

---

**Algorithm 2** Generalised Brown clustering

---

**Input:**  $S$ ,  $|C|$ , and active set size,  $a$

- 1:  $C := \{\{V_S[0]\}, \dots, \{V_S[a - 1]\}\}$
- 2: **for**  $k = 0 \dots |V_S| - 2$  **do**
- 3:   **if**  $a + k < |V_S|$  **then**
- 4:      $C := C \cup \{V_S[a + k]\}$
- 5:      $(C_i, C_j) := \hat{\pi}(C)$
- 6:      $C := C_{i \leftarrow j}$
- 7:    Create tree node for  $C_{i \leftarrow j}$  with children  $C_i$  and  $C_j$  and label it with  $(|V_S| - k - 1, \text{AMI}(C_{i \leftarrow j}))$

---

**Class-only** Class-only (henceforth *first-complete-clustering*) methods use the set of clusters without the hierarchy (Christodoulopoulos, Goldwater, and Steedman 2010; Stratos, Collins, and Hsu 2015). The feature value assigned to each symbol  $v \in V_S$  is the binary encoding of the unique leaf containing  $v$ ; essentially, the binary encoding serves only as a unique identifier for each cluster.

**Path-prefix-based** Path-prefix-based (henceforth *shearing*) methods truncate encodings to generate multiple features (Miller, Guinness, and Zamanian 2004; Koo, Carreras, and Collins 2008; Ratinov and Roth 2009). Truncating encodings to a length of  $l$  reduces the number of unique feature values to  $\leq 2^l$ , thereby merging all symbols in any descendant of a node  $n$  at depth  $l$  into  $n$  (the lowest common ancestor). Each new truncation length produces new, complete clusterings, each of a different granularity. For example, when bit depths of 4, 6 and 10 are chosen (common values), the word *shall* in Table 1 could be represented by the three features “p4b0011”, “p6b001110”, “p10b00111001”.

One can combine first-complete-clustering and shearing by shearing the tree only once (Plank and Moschitti 2013).

## 3 Generalised Brown clustering

Brown clustering has one hyperparametre, the number of classes,  $|C|$ . In this section, we generalise the algorithm by introducing a second hyperparametre (an active set size,  $a$ ). One can see classical Brown clustering as having always assigned these two hyperparametres the same value ( $a = |C|$ ) and see Generalised Brown as decoupling them along functional boundaries. The importance of the decoupling is two-fold: *one* execution of Generalised Brown simultaneously builds clusterings for *all*  $|C| \leq a$ ; and a side-effect of small  $|C|$ , a striking sacrifice in solution quality, is eliminated.

### 3.1 The decoupling of $a$ from $|C|$

An elegant aspect of Brown clustering (Algorithm 1) is that the main work (Lines 5-6 and 8-9) is identical in both phases (clustering and tree-building). The phases differ in whether to seed a new cluster (Line 4) or construct a new tree node (Line 10). However, we observe that this difference is an artefact of two unnecessary restrictions: (a) Line 1 seeds exactly  $|C|$  clusters, but the algorithm need not start and end with the same number of clusters; (b) Line 10 builds a tree over the last  $|C| - 1$  merges (of the  $|C|$  output clusters), but

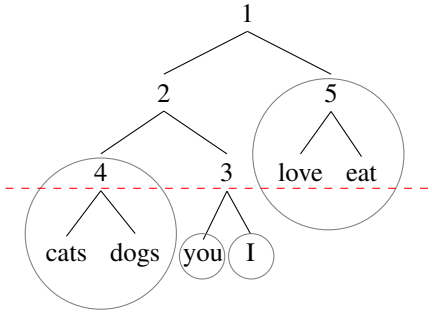


Figure 2: A *Generalised Brown* tree. Merge numbers are labeled on inner nodes and circles illustrate the classes when  $|C| = 4$ . Shearing at  $l = 2$  (the dashed line) does not correspond to an AMI-based clustering, because AMI-based merges do not build the tree in breadth-first order.

the tree could be built over *all*  $|V_S| - 1$  merges and shrunk (many ways) in post-processing.

The problem with seeding the algorithm with exactly  $|C|$  clusters is that the greedy search space for  $\hat{\pi}(C)$  on Line 5 is constrained to  $|C|^2$  pairs. Computational efficiency motivates this constraint. However, especially with modern-day, multi-core CPUs at one’s disposal, constraining the search space so severely unnecessarily compromises solution quality. Meanwhile, simply increasing  $|C|$  in order to increase the search space may produce an undesirably fine cluster granularity. Thus, it makes sense to vary these parameters (search space size and output granularity) independently. The problem with building a smaller tree is that it artificially constrains future possibilities for feature generation.

*Generalised Brown* (Algorithm 2) removes these restrictions by seeding the clustering with a new hyperparameter,  $a$ , which is independent of the output size (Lines 1 and 3). Line 7 builds an annotated tree for all merges. Notably,  $|C|$  is unused (until feature generation). We demonstrate the effect of this generalisation empirically in Section 3.3.

### 3.2 Generalised Brown: basic feature generation

Generalised Brown produces a complete tree over  $V$ , with each inner node—which corresponds to a unique merge—annotated by a sequence number and the AMI remaining. Extracting the clustering for  $|C|$  with a *rolling up* procedure is straight-forward from this representation: given  $|C|$ , merge all leaves of the tree into their highest ancestor with a sequence number  $\geq |C|$ . The set of leaves in the resultant, “rolled-up” tree is the output set  $C$  of clusters. Figure 2 illustrates the procedure for  $|C| = 4$ .

The results depend on the relationship of  $|C|$  and  $a$ :

- $|C| > a$ : the clustering is not complete. Generalised Brown should be executed with a larger  $a$ .
- $|C| \leq a$ : the clustering is complete and has exactly  $|C|$  clusters. This corresponds to executing a *clustering phase* until the merge with sequence number  $|C|$  and a tree-building phase thereafter.
- $|C| = a$ : the result is exactly that of Algorithm 1. This is the *first complete clustering*.

$ C $	$a= C $	$a=2560$	$ C $	$a= C $	$a=2560$
10	11.31	<b>20.42</b>	160	23.93	<b>42.94</b>
20	20.09	<b>26.66</b>	400	40.62	<b>46.07</b>
40	25.23	<b>35.98</b>	800	46.51	<b>47.87</b>
80	26.78	<b>38.40</b>	1000	46.47	<b>48.23</b>

Table 2: NER performance (F1) with active set decoupling.

This procedure implies that, given a Generalised Brown tree generated *once* with  $a$ , one can construct a complete clustering in  $\mathcal{O}(|V_S|)$  for any  $|C| \leq a$ , including the output of classical Brown clustering (Algorithm 1).

### 3.3 Generalised Brown: empirical evaluation

Table 2 presents extrinsic results for decoupling  $a$  and  $|C|$ . We measure F1 at the CoNLL’03 task’s test-B set, using a linear-chain CRF and shearing at depths 4, 6, 10 and 20 as the only features, evaluating with CRFsuite at token level. The first column indicates the number of output classes, and the next columns show F1 for classic Brown clustering (where  $a = |C|$ ) and for Generalised Brown (where  $a$  is set to a large value suggested by Derczynski, Chester, and Bøgh (2015)), respectively. The benefits of a larger active set are clear, especially with lower values of  $|C|$ . Note also the stronger monotonicity of performance with  $|C|$  under large  $a$ , likely due to the increased search space.

To better understand Table 2, we evaluate the cluster quality, measured in terms of AMI, of the decoupling. Using a computationally feasible subset of the Brown corpus (Francis and Kucera 1979) with 12k tokens and 3.7k word types,<sup>4</sup> we run Generalised Brown with values of  $a \in \{4, 45, 300, 1000, 1500, |V_S|\}$ . For each  $a$ , we measure the AMI for every possible choice  $|C| \in \{1, 2, 3, \dots, |V_S|\}$ . The results are plotted in Figure 3, with  $|C|$  on the  $x$ -axis, AMI on the  $y$ -axis, and a separate curve for each value of  $a$ .

First, observe a consistent trend for each value of  $a$ : AMI initially climbs as one decreases  $|C|$  from  $|V_S|$  (move right)

<sup>4</sup> This corpus choice allows easier demonstration of the general behaviours seen when doing Brown clustering; the resulting graphs for the larger RCV1 dataset are roughly similar, but with a predominant and uneventful middle section.

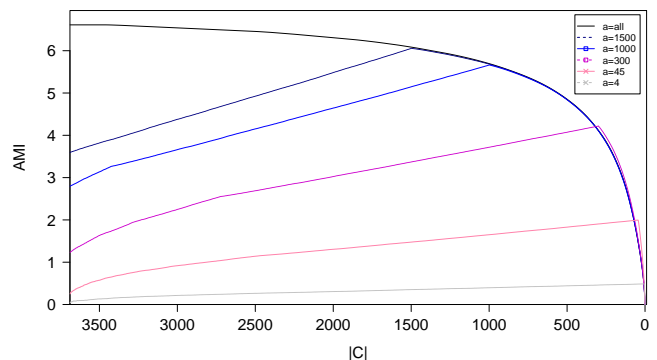


Figure 3: Total AMI as merges progress, for varying  $a$ .

Method	Parametres	F1
Shearing	$l = \{4, 6, 10, 20\}$	86.81
Shearing + GB	$ C  = \{16, 55, 441, 2557\}$	87.14
GB at $2^l$	$ C  = \{16, 64, 1024, \leq 2^{20}\}$	<b>87.24</b>
<i>again, but using only cluster features, as in Table 2:</i>		
Shearing	$l = \{4, 6, 10, 20\}$	48.23
Shearing + GB	$ C  = \{16, 55, 441, 2557\}$	48.78
GB at $2^l$	$ C  = \{16, 64, 1024, \leq 2^{20}\}$	<b>51.13</b>

Table 3: Comparing feature extraction for CoNLL’03 NER.

until it reaches a peak exactly when  $|C| = a$ , after which AMI decreases rapidly. For  $a = |V_S|$ , there is no climbing phase, because it starts at the  $|C| = a$  peak. The peak at  $a = |C|$  coincides with the *first complete clustering*: the increase from the left towards the peak occurs as new symbols are considered, bringing additional information. The decrease to the right of the peak occurs because no new information is added (all symbols have been considered), yet more symbols are concentrated into fewer clusters. This suggests that, for any  $a$ , peak AMI is found where  $|C| = a$ , explaining some of the success of classical Brown clustering.

Next, observe that larger values of  $a$  have higher initial AMI (leftmost  $y$ -value) and peak AMI (maximum  $y$ -value). We see this because, prior to and including the first complete clustering, larger active sets have considered more symbols. Observe the fixed  $x$ -value,  $|C| = 1000$ . This corresponds to the peak value for  $a = 1000$ . There is slightly less AMI than for  $a > 1000$ . A similar effect occurs at  $|C| = 1500$  for  $a = 1500$ . This is the impact of the increased greedy search space for each iteration, afforded by a larger  $a$ ; by selecting  $a > |C|$ , one obtains a slightly better  $C$ .

There is a counter-point. For very small  $|C| \leq 45$ , small active sets produce higher AMI. Peaks for small active sets occur after the main inflection point of the curve larger  $a$ ; while large active sets rapidly lose information during final merges, small active sets still add new symbols at low cost. This suggests that if one wants a single very small clustering, a small active set gives better quality; otherwise, the active set should be made as large as computationally feasible.

As a final observation from this plot, notice that the curves for  $a \geq 45$  converge, suggesting that to produce  $C$ , one can effectively use any Generalised Brown tree generated with  $a \geq |C|$ . This supports this section’s main claim, that running Generalised Brown *once* with a large  $a$  matches classical Brown run with *thousands* of values of  $|C|$ .

## 4 AMI-based feature generation

In Section 3, we showed that a Generalised Brown tree can be used to produce a *single* clustering of any granularity,  $|C|$ , by *rolling up* leaves to sequence number  $|C| - 1$ . This section discusses how to generate a good *set* of features (i.e., multiple granularities of/choices for  $|C|$ ). *Shearing* is the method known in the literature. We present a simple alternative to shearing that produces higher quality clusterings. Finally, we investigate how granularities could be directly mined from the data.

$l$	$ C $	AMI-Shearing	AMI-GB
4	16	0.6735	<b>0.8285</b>
6	55	1.1569	<b>1.3243</b>
10	441	1.9055	<b>2.0264</b>
20	2557	2.6301	<b>2.6307</b>
all	2560	<b>2.6309</b>	<b>2.6309</b>

Table 4: Remaining AMI when extracting features through shearing vs. through rolling-up Generalised Brown.

### 4.1 An alternative to shearing

Reconsider the clusters in Figure 2. An important observation, clear in this example, is that “rolling up” clusters seldom produces a balanced tree. Neither does classical Brown clustering. These trees are imbalanced because the cost of merges varies: here, merges on the right of the tree precede those on the left, because there is higher distributional similarity in the input corpus among symbols on the right. This reflects that language itself is imbalanced. We would not expect the loss of AMI (ergo, merge order) to evenly distribute across a vocabulary.

On the other hand, the *shearing* method, illustrated by the horizontal line, attempts to construct a balanced hierarchical clustering. Consequently, similar words on the right-hand side of the tree are split into separate clusters, while less similar words are expensively merged to maintain an even path-prefix length. Although AMI is used to produce the initial hierarchy, shearing disregards it in final feature generation.

We propose that a better approach to produce multiple granularities is with *multiple roll ups* of the same Generalised Brown tree. For example, rather than cutting at levels  $l = 3, 4, 5$ , one may roll up to  $|C| = 2^3, 2^4, 2^5$ . While providing finer control over the number of clusters in each clustering, this approach picks the set of clusters that greedily minimises AMI loss—the objective of Brown clustering.

### 4.2 Experiments on feature generation

**Extrinsic results** To evaluate this feature extraction, we try the classical newswire NER task as in CoNLL, using a simple linear-chain CRF. Results, measured with F1, are given in Table 3. As a baseline, shearing features are used at four levels: the classical bitdepths of  $\{4, 6, 10, 20\}$ . This produces clusterings of sizes  $|C| = \{16, 55, 441, 2557\}$ . This is first compared to roll-up feature generation, using the same number of clusters. In addition, rolling-up is performed at  $2^l$  clusters, again using  $l = \{4, 6, 10, 20\}$ .

The feature extraction setup is similar to that of Turian, Ratinov, and Bengio (2010), using CRFsuite with stochastic gradient descent, and evaluating with `conlleval.pl` at chunk level. We omit the  $|C| = 2^{20}$  feature in Generalised Brown at  $2^l$  because this is equivalent to the surface form with this corpus, which is already included as a feature. Note that rolling up improves performance, even with a large active set, and even in the presence of other state-of-the-art features, which both already provide competitive information.

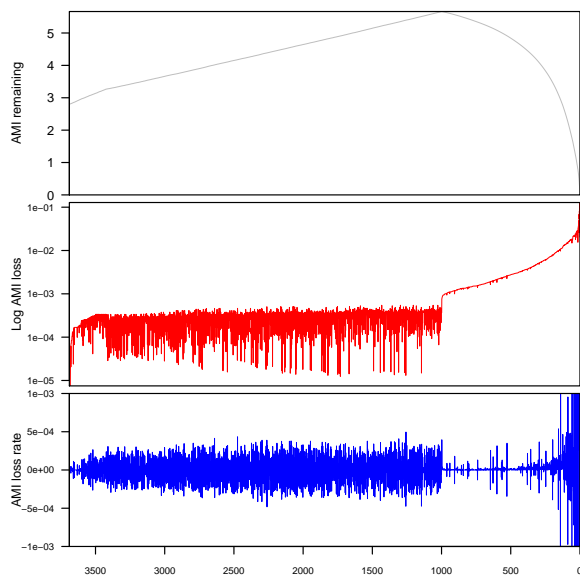


Figure 4: From top: Total AMI remaining for each merge made; the first derivate of this, i.e. AMI loss; and the second derivate, rate of AMI loss.  $a=1000$ .

**Informativeness of features** To explain the improved performance in 3, we again evaluate the quality of the clusterings in terms of AMI. Using the RCV1 corpus “cleaned” as per Liang (2005) and with  $a = 2560$  as per Derczynski, Chester, and Bøgh (2015), we shear the tree for each bit-depth in  $l = \{4, 6, 10, 20\}$  as per Ratinov and Roth (2009) and others in later literature, and count the clusters generated. For each set of resultant clusters, we measure the AMI. To compare, we extract the same number of clusters by rolling up over Generalised Brown, and measure AMI. Results are in Table 4.

First, observe that for  $l > 4$ ,  $|C| < 2^l$ . Fewer than  $2^l$  clusters tend to be extracted by shearing because the tree is imbalanced and some branches do not go deeply beyond 4. Generalised Brown offers finer-grained control over the size of the clustering than shearing because, firstly, values of  $|C|$  that are not powers of 2 can be chosen; and, additionally, the number of clusters returned is exactly the number intended.

Next, observe that clusters generated with Generalised Brown always have more AMI than those from shearing, excluding the trivial case of the first complete clustering,  $a = |C|$ . For smaller bitdepths, intended to obtain coarser clusterings, the difference between the methods is large—up to 23%. The impact is dramatic at these depths because the most expensive merges occur near the top of the tree. It is no wonder Koo, Carreras, and Collins (2008) comment on the difficulty of finding good shearing bitdepths. Where our proposed method carefully selects the least expensive merges, shearing completely ignores merge costs; it simply tries to exploit the weak relation between depth and cost.

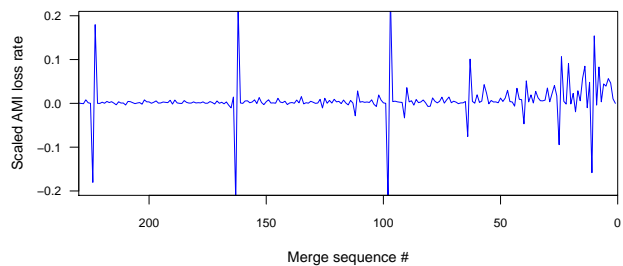


Figure 5: AMI loss rate in the last merges of RCV1. Rate normalised by merge sequence number to improve visibility.  $a = 2560$ .

### 4.3 Event Points

During Brown clustering, AMI acts as a point measure of clustering quality. We anticipate that language and other datasets have some natural clusterings suggested by the data. For example, concepts such as plurals, determiners, capital city names and so on are often seen in certain clusters. The effect of breaking these emergent natural clusterings may manifest as an increase in AMI loss for a particular merge.

Recall Figure 3, which shows the AMI in the Generalised Brown clustering as a function of the sequence number. Figure 4 shows first and second derivatives of that plot for  $a = 1000$ , i.e., the absolute amount by which AMI changes on each iteration of the algorithm, and the instantaneous rate of change in AMI on each iteration, respectively.

The first derivate shows erratic behaviour before the *first complete clustering*, as the changing search space at each iteration wildly affects the cost of any merge. Subsequently there is an accelerating curve with well-ordered AMI loss.

An intriguing phenomenon occurs in the second derivate. Clear local peaks arise; this is seen also in Figure 5, which illustrates AMI loss rate in the last few merges of the RCV1 dataset. These peaks represent merges that, relative to the more stable prior state, dramatically change the AMI in the clustering. Such merges reveal interesting *event points* in the clustering of the vocabulary, at which clusters significantly differ from the immediately preceding ones.

Rapid changes in the rate of AMI loss indicate event points in the clustering. We propose splitting event points in two kinds: *positive*, where AMI loss increases sharply, signifying an unusually expensive merge; and *negative*, where AMI loss decreases rapidly, possibly indicating a cheap merge, perhaps due to a previous merge having made clear the similarity of two classes.

The fact these event points exist is very interesting. While the field has intuited groupings of word types (e.g. PoS tagsets, named entity classes), support groupings of linguistic phenomena is already present in the distribution of tokens. That is, the linguistic structure observable in a corpus suggests natural groupings of words, which become visible with Generalised Brown clustering. It will be interesting to compare results across languages and genres, and to examine the contents of groupings at these event points.

## 5 Conclusion

Brown clustering has recently re-emerged as a competitive unsupervised method for learning distributional representations. However, existing feature generation from Brown clusters is relatively naïve, and coarse granularity clusterings explore a very restricted search space. In this paper, we generalised the algorithm by decoupling the active set, which exists for computational efficiency, from the output size. As a result, *Generalised Brown* removes from any task using Brown clusters the need to select a (perhaps non-existent) sweet spot, in which the ideal active set size (i.e., quality) and ideal output size (i.e., features) coincide.

The second part of the paper revisited feature generation. We showed that the state-of-the-art *shearing* method, based on path prefixes in the Brown hierarchy, sacrifices a lot of mutual information. Simply choosing a Generalised Brown clustering preserves much more information than a depth- $l$  path prefix approach, and yields more effective features.

Software for Generalised Brown clustering and roll-up feature generation is available freely at <http://dx.doi.org/10.5281/zenodo.33758> (Chester and Derczynski 2015).

## Acknowledgments

This work is part of the uComp, WallViz, and ExiBiDa projects. The uComp project is funded by EPSRC EP/K017896/1, FWF 1097-N23, and ANR-12-CHRI-0003-03, in the framework of the CHIST-ERA ERA-NET. The WallViz project is funded by the Danish Council for Strategic Research, grant 10-092316. The ExiBiDa project is funded by the Norwegian Research Council.

The authors appreciate the input of Manuel R. Ciosici on the definitions and Kjetil Nørvåg on the paper’s structure.

## References

- Bansal, M.; Gimpel, K.; and Livescu, K. 2014. Tailoring continuous word representations for dependency parsing. In *Proc. ACL*, volume 2, 809–815. ACL.
- Baroni, M.; Dinu, G.; and Kruszewski, G. 2014. Don’t count, predict! A systematic comparison of context-counting vs. context-predicting semantic vectors. In *Proc. ACL*, volume 1, 238–247.
- Bengio, Y.; Ducharme, R.; Vincent, P.; and Janvin, C. 2003. A neural probabilistic language model. *The Journal of Machine Learning Research* 3:1137–1155.
- Blunsom, P., and Cohn, T. 2011. A hierarchical Pitman-Yor process HMM for unsupervised part of speech induction. In *Proc. ACL*, volume 1, 865–874.
- Brown, P. F.; deSouza, P. V.; Mercer, R. L.; Della Pietra, V. J.; and Lai, J. C. 1992. Class-based  $n$ -gram models of natural language. *Computational Linguistics* 18(4):467–479.
- Chester, S., and Derczynski, L. 2015. generalised-brown: Source code for AAAI 2016 paper. <http://dx.doi.org/10.5281/zenodo.33758>.
- Christodoulopoulos, C.; Goldwater, S.; and Steedman, M. 2010. Two Decades of Unsupervised POS induction: How far have we come? In *Proc. EMNLP*, volume 1, 575–584.
- Chrupała, G. 2012. Hierarchical clustering of word class distributions. In *Proc. NAACL-HLT Workshop on the Induction of Linguistic Structure*, 100–104.
- Derczynski, L.; Chester, S.; and Bøgh, K. S. 2015. Tune Your Brown Clustering, Please. In *Proc. RANLP*, 110–117.
- Francis, W. N., and Kucera, H. 1979. Brown corpus manual. *Brown University*.
- Koo, T.; Carreras, X.; and Collins, M. 2008. Simple semi-supervised dependency parsing. In *Proc. ACL*, 595–603.
- Liang, P. 2005. Semi-supervised learning for natural language. Master’s thesis, MIT.
- Martin, S.; Liermann, J.; and Ney, H. 1998. Algorithms for bigram and trigram word clustering. *Speech communication* 24(1):19–37.
- Miller, S.; Guinness, J.; and Zamanian, A. 2004. Name tagging with word clusters and discriminative training. In *Proc. NAACL*, volume 4, 337–342.
- Owoputi, O.; O’Connor, B.; Dyer, C.; Gimpel, K.; and Schneider, N. 2012. Part-of-speech tagging for Twitter: Word clusters and other advances. Technical Report CMU-ML-12-107, School of Computer Science, Carnegie Mellon University, Tech. Rep.
- Plank, B., and Moschitti, A. 2013. Embedding semantic similarity in tree kernels for domain adaptation of relation extraction. In *Proc. ACL*, volume 1, 1498–1507.
- Qu, L.; Ferraro, G.; Zhou, L.; Hou, W.; Schneider, N.; and Baldwin, T. 2015. Big data small data, in domain out-of-domain, known word unknown word: The impact of word representation on sequence labelling tasks. In *Proc. CoNLL*, volume 1, 83–93. ACL.
- Ratinov, L., and Roth, D. 2009. Design challenges and misconceptions in named entity recognition. In *Proc. CoNLL*, 147–155. ACL.
- Shannon, C. E. 1956. The zero error capacity of a noisy channel. *Information Theory, IRE Transactions on* 2(3):8–19.
- Stratos, K.; Kim, D.-k.; Collins, M.; and Hsu, D. 2014. A spectral algorithm for learning class-based  $n$ -gram models of natural language. *Proc. UAI*.
- Stratos, K.; Collins, M.; and Hsu, D. 2015. Model-based word embeddings from decompositions of count matrices. In *Proc. ACL*, volume 1, 1282–1291. ACL.
- Šuster, S., and van Noord, G. 2014. From neighborhood to parenthood: the advantages of dependency representation over bigrams in Brown clustering. In *Proc. COLING*, 1382–1391.
- Šuster, S.; van Noord, G.; and Titov, I. 2015. Word representations, tree models and syntactic functions. *CoRR* abs/1508.07709.
- Turian, J.; Ratinov, L.; and Bengio, Y. 2010. Word representations: a simple and general method for semi-supervised learning. In *Proc. ACL*, volume 1, 384–394. ACL.
- van Rijsbergen, C. J. 1977. A theoretical basis for the use of co-occurrence data in information retrieval. *Journal of Documentation* 33(2):106–119.